

Scaled data based on original data using
LM-79-08 Approved Method: Electrical and Photometric Measurements of Solid-
State Lighting Products

Test Report Prepared for
Cooper Lighting Solutions
(formerly Eaton)

Brand: STREETWORKS

Report Number: P961579

Luminaire Tested: **NVN-SB2A-835-U-RW**

Issue Date: 1/21/2025

Test Information

Test Method: LM-79-08
Report Number: P961579
TEST IS SCALED FROM IESNA LM-79-08 TEST DATA (G2-2411-289-19)
Test Lab: INNOVATION CENTER
Issue Date: 1/21/2025
Manufacturer: COOPER LIGHTING SOLUTIONS (FORMERLY EATON)
Product Line: STREETWORKS
Catalog Number: NVN-SB2A-835-U-RW
Description: NAVION ROADWAY AND AREA HIGH DENSITY LED LUMINAIRE
(2) 80 CRI, 3500K, 350mA LIGHTSQUARES WITH 26 LEDS EACH AND RECTANGULAR
WIDE OPTICS
Light Source: -
Ballast/Driver: -

Summary

Lumens per Lamp: N/A
Luminaire Lumens: 8782.2 lumens
Efficiency: N/A
Efficacy: 153.3 lumens/watt
Luminous Opening: Rectangular (W 0.5' x L: 1' x H: 0')
IES Classification: Type III - Medium
BUG Rating: B3 - U0 - G3

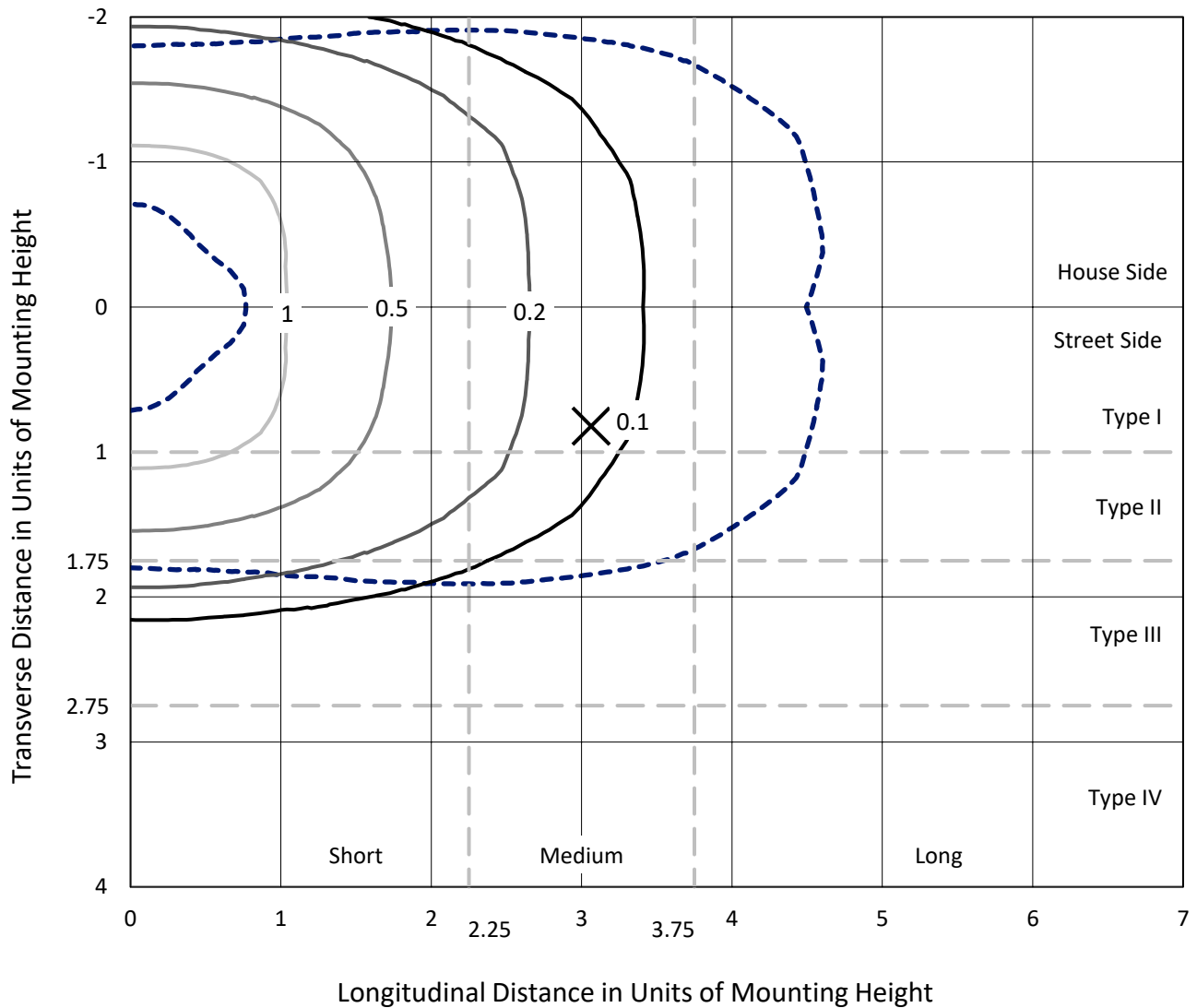
Input Watts (W): 57.3
Input Voltage (V): NR
Input Current (Ain): NR
Voltage Rise (V): NR
Power Factor: NR
Total Harmonic Distortion (THDi): NR
Frequency (hertz): 60
Stabilization Time: NR
Operation Time: NR
Ambient Temperature (°C): NR
Test Distance: 24 FT



REPORT NUMBER: P961579
 CATALOG NUMBER: NVN-SB2A-835-U-RW

Iso-Footcandle Lines of Horizontal Illumination

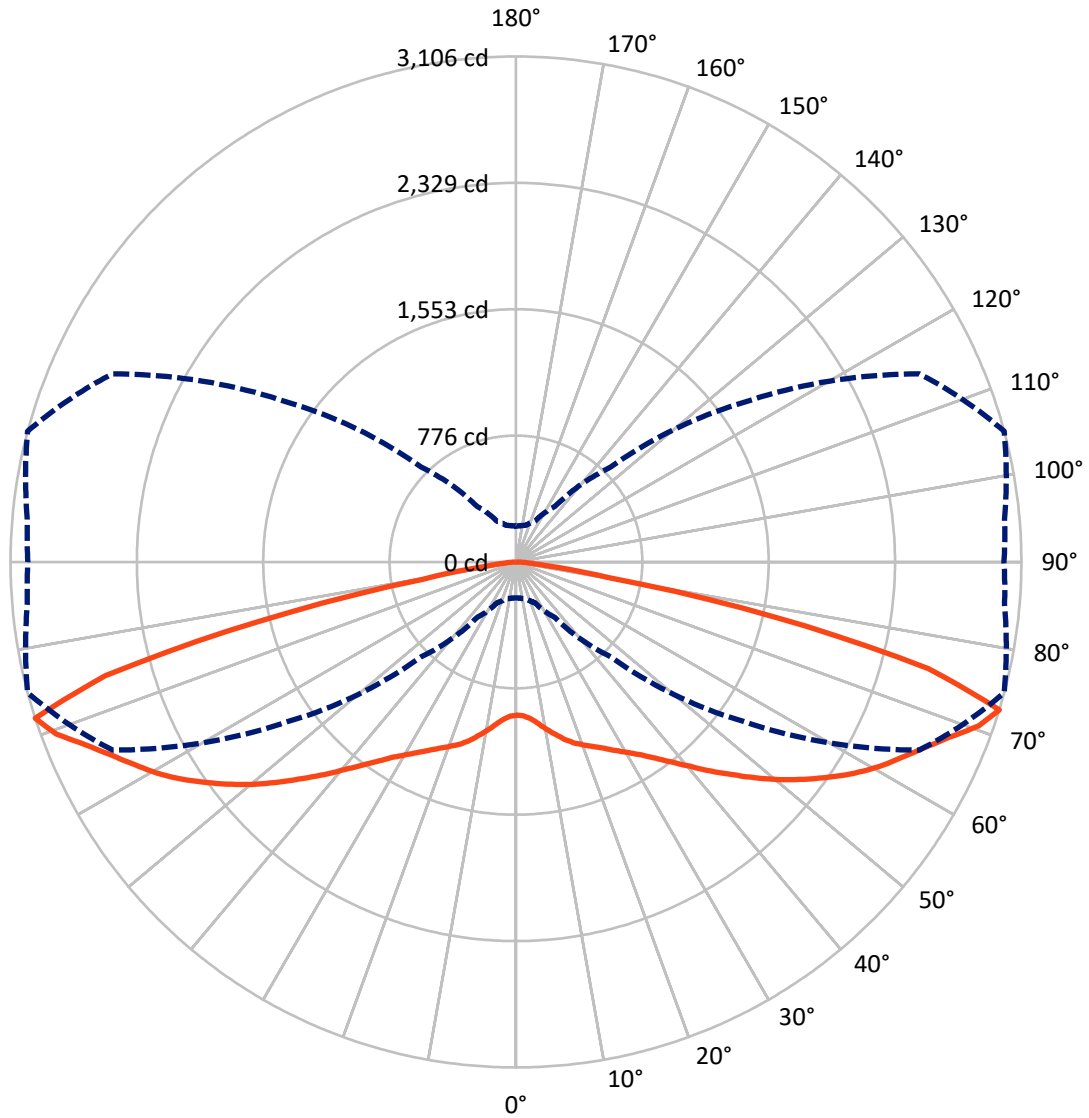
✕ Max cd
 - - - 1/2 Max cd



Based on 25 foot mounting height. Maximum calculated value = 1.6 fc
 Type III - Medium - N/A

REPORT NUMBER: P961579
CATALOG NUMBER: NVN-SB2A-835-U-RW

Luminous Intensity Polar Plot



— Vertical Plane Through 75-Deg Lateral - - - Horizontal Cone Through 72.5-Deg Vertical

REPORT NUMBER: P961579
 CATALOG NUMBER: NVN-SB2A-835-U-RW

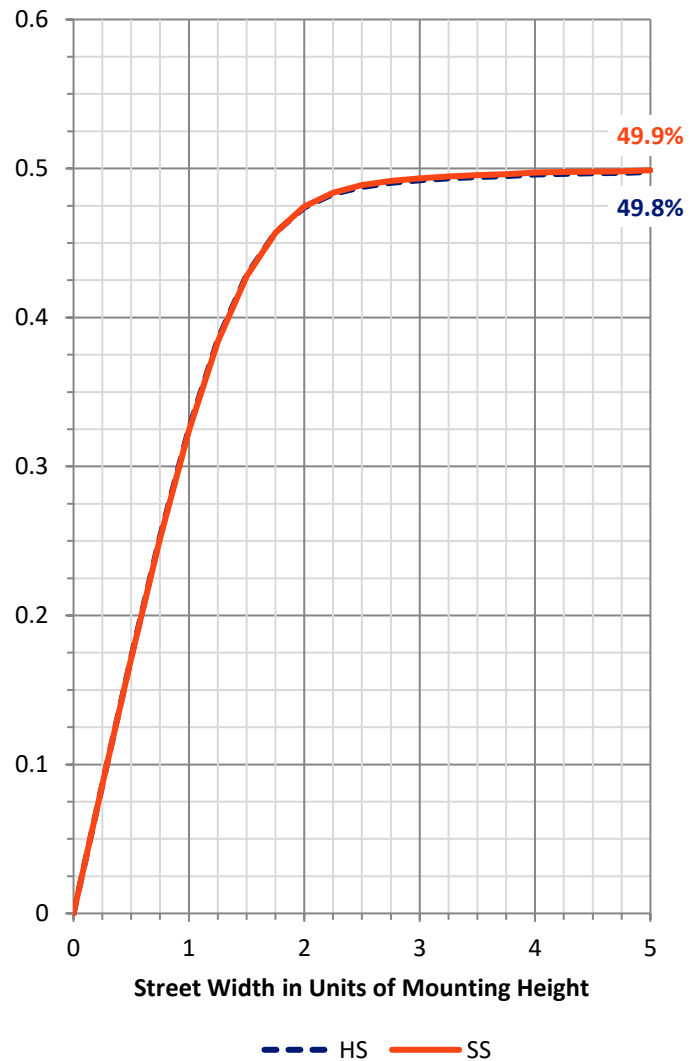
FLUX DISTRIBUTION:

		Downward	Upward	Total
House Side	Lumens	4391.1	0.0	4391.1
	% Fixture	50.0	0.0	50.0
Street Side	Lumens	4391.1	0.0	4391.1
	% Fixture	50.0	0.0	50.0
Total	Lumens	8782.2	0.0	8782.2
	% Fixture	100.0	0.0	100.0

ZONAL LUMENS:

Zone	Lumens	% Fixture
0°-10°	92.2	1.0
10°-20°	303.9	3.5
20°-30°	587.3	6.7
30°-40°	991.7	11.3
40°-50°	1572.7	17.9
50°-60°	2105.7	24.0
60°-70°	2003.9	22.8
70°-80°	1045.7	11.9
80°-90°	79.1	0.9
90°-100°	0.0	0.0
100°-110°	0.0	0.0
110°-120°	0.0	0.0
120°-130°	0.0	0.0
130°-140°	0.0	0.0
140°-150°	0.0	0.0
150°-160°	0.0	0.0
160°-170°	0.0	0.0
170°-180°	0.0	0.0
0°-90°	8782.2	100.0
0°-180°	8782.2	100.0

Coefficient of Utilization



REPORT NUMBER: P961579

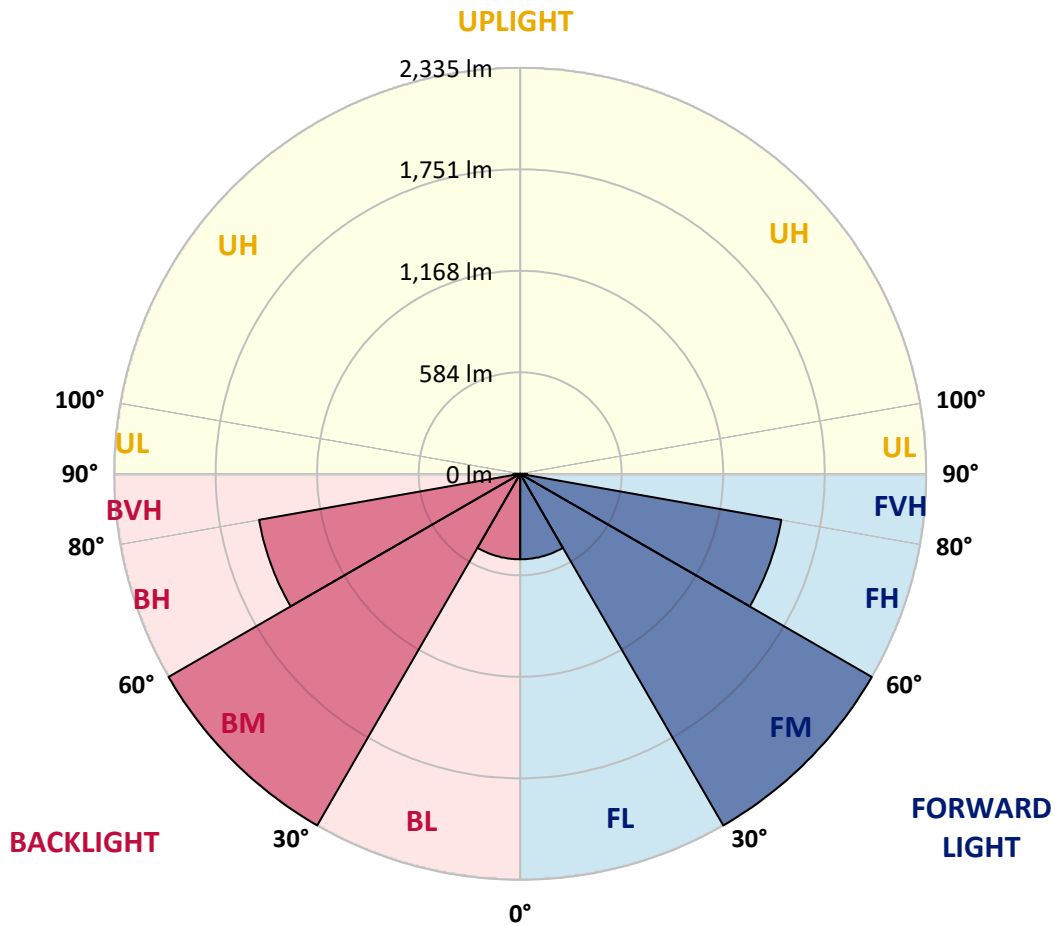
CATALOG NUMBER: NVN-SB2A-835-U-RW

LUMINAIRE CLASSIFICATION SYSTEM LUMEN TABLE AND BUG RATING:

Zone		Lumens	% Fixture	Zone Rating/Lumen Limit		
				B	U	G
FL	(0°-30°)	491.7	5.6			
FM	(30°-60°)	2335.0	26.6			
FH	(60°-80°)	1524.8	17.4			G1/1800
FVH	(80°-90°)	39.6	0.5			G1/100
BL	(0°-30°)	491.7	5.6	B1/500		
BM	(30°-60°)	2335.0	26.6	B2/2500		
BH	(60°-80°)	1524.8	17.4	B3/2500		G3/2500
BVH	(80°-90°)	39.6	0.5			G1/100
UL	(90°-100°)	0.0	0.0		U0/0	
UH	(100°-180°)	0.0	0.0		U0/0	

BUG Rating: B3-U0-G3

Type III Medium



REPORT NUMBER: P961579

CATALOG NUMBER: NVN-SB2A-835-U-RW

CANDELA DISTRIBUTION (FULL):

	0°	5°	15°	25°	35°	45°	55°	65°	75°	85°	90°
0°	940.7	940.7	940.7	940.7	940.7	940.7	940.7	940.7	940.7	940.7	940.7
2.5°	940.7	939.8	940.7	941.7	941.2	941.2	943.4	944.7	947.4	947.0	946.6
5°	934.5	934.0	937.6	941.7	944.7	950.2	956.8	961.8	968.1	969.4	969.4
7.5°	931.3	930.0	936.2	943.4	953.2	966.8	979.7	993.2	1004.0	1007.6	1008.4
10°	933.6	934.0	942.5	956.0	971.7	990.5	1008.9	1031.8	1047.0	1050.6	1054.2
12.5°	943.8	943.0	957.4	978.9	1000.4	1024.2	1045.7	1070.7	1087.3	1095.8	1099.4
15°	962.7	960.9	981.1	1012.9	1044.3	1072.1	1089.6	1113.4	1132.6	1143.4	1147.5
17.5°	985.1	986.0	1012.5	1053.7	1095.0	1126.4	1143.0	1155.1	1169.8	1179.3	1183.8
20°	1024.6	1026.3	1056.0	1104.8	1151.9	1187.8	1201.2	1196.8	1200.8	1208.0	1213.4
22.5°	1077.5	1078.4	1111.6	1164.5	1213.8	1253.3	1262.2	1243.8	1232.7	1237.6	1241.2
25°	1138.9	1144.7	1177.9	1232.2	1282.9	1320.5	1324.5	1296.7	1268.9	1270.3	1272.5
27.5°	1213.8	1219.1	1252.9	1306.7	1358.2	1390.9	1390.5	1353.2	1312.4	1302.2	1305.2
30°	1295.0	1300.8	1335.3	1390.9	1438.9	1467.6	1461.3	1417.0	1358.6	1339.4	1341.6
32.5°	1391.3	1394.9	1430.0	1485.5	1529.9	1552.8	1539.8	1485.1	1412.4	1390.5	1395.8
35°	1508.0	1513.3	1539.3	1591.8	1630.8	1649.6	1627.7	1563.1	1481.5	1456.8	1460.4
37.5°	1641.1	1637.5	1667.2	1713.8	1746.1	1757.7	1727.6	1651.0	1560.5	1531.2	1536.7
40°	1780.1	1778.4	1810.7	1855.5	1873.0	1880.2	1835.8	1751.8	1651.5	1620.0	1630.4
42.5°	1906.1	1904.8	1948.3	1998.0	2019.1	2011.0	1955.0	1859.0	1756.8	1721.0	1729.9
45°	2007.1	2005.2	2058.6	2128.5	2169.8	2156.3	2081.0	1977.4	1863.6	1826.3	1834.9
47.5°	2084.5	2085.5	2142.9	2229.4	2301.6	2306.6	2209.7	2098.1	1981.0	1938.9	1951.4
50°	2140.6	2143.3	2204.8	2300.7	2399.3	2442.9	2341.1	2221.8	2102.5	2055.0	2069.4
52.5°	2154.5	2159.5	2233.5	2346.0	2462.2	2545.1	2474.7	2340.6	2217.8	2172.5	2184.2
55°	2080.5	2090.4	2184.2	2342.4	2500.7	2612.3	2592.1	2461.2	2333.9	2287.3	2300.3
57.5°	1910.6	1924.5	2033.9	2240.6	2492.2	2658.5	2683.1	2577.0	2450.1	2405.2	2415.5
60°	1672.5	1689.1	1794.1	2019.6	2372.1	2675.6	2747.3	2689.5	2556.8	2513.3	2522.6
62.5°	1313.3	1334.9	1460.4	1725.0	2118.3	2596.2	2802.0	2791.3	2652.7	2598.5	2604.7
65°	842.6	865.4	997.6	1310.3	1779.7	2353.2	2819.1	2890.4	2754.1	2678.2	2687.7
67.5°	508.0	518.3	583.8	794.1	1300.8	1986.9	2674.6	3000.2	2872.5	2778.3	2785.4
70°	325.1	330.9	369.9	466.4	735.3	1449.7	2316.8	3020.9	3015.9	2881.0	2880.0
72.5°	220.6	222.4	232.7	276.2	416.2	823.7	1708.9	2734.8	3105.5	3013.2	2998.8
75°	161.4	171.3	187.9	195.5	236.3	411.6	979.3	1921.4	2617.2	2657.6	2559.8
77.5°	120.1	120.6	143.5	152.4	168.6	219.2	414.3	1072.6	1624.9	1706.1	1521.8
80°	101.8	96.5	95.9	122.9	126.9	136.7	185.2	370.3	582.0	352.9	266.8
82.5°	84.8	78.9	71.3	95.9	86.5	83.8	80.3	150.7	185.2	91.0	77.6
85°	59.1	56.5	53.8	62.7	49.3	42.1	38.5	70.4	78.0	38.5	34.0
87.5°	25.5	26.4	26.9	27.8	20.6	14.8	14.8	19.7	19.7	15.3	11.2
90°	0.0	0.0	0.0	0.0	0.0	0.0	0.0	0.0	0.0	0.0	0.0

(END OF REPORT)